























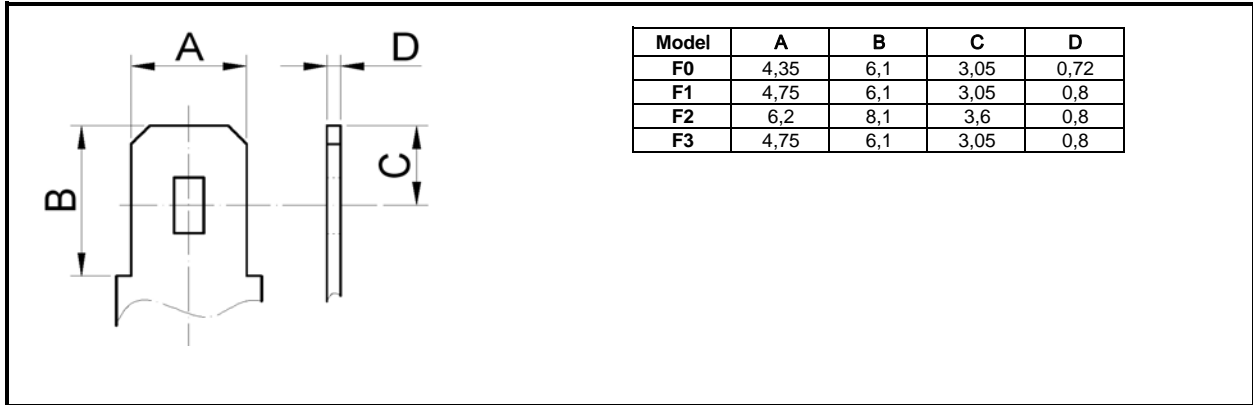
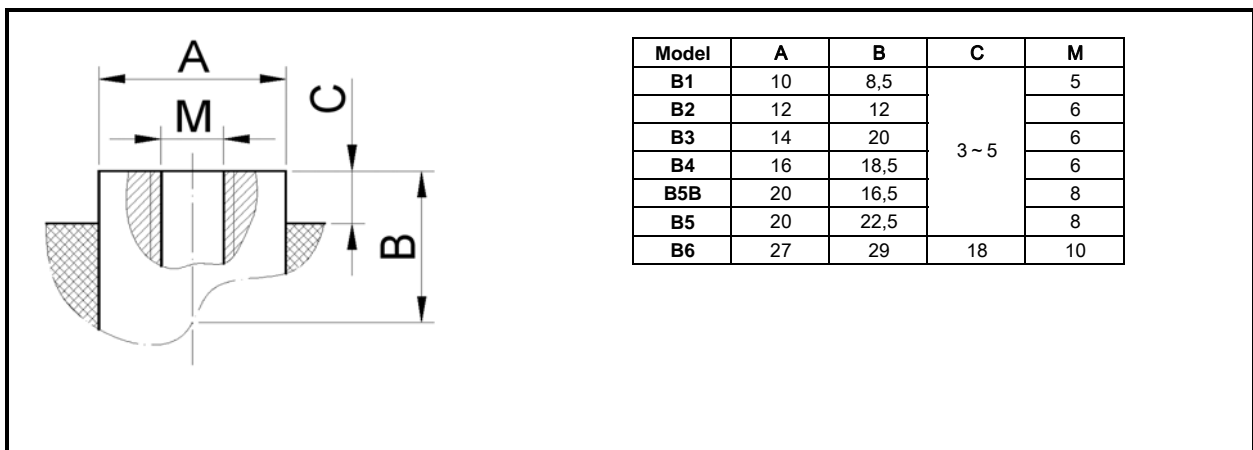


<p>PM 613 F1</p> 	<p>PM 633 F1</p> 	<p>PM 645 F1</p> 
<p>PM 6120 F1</p> 	<p>PM 1208 <i>specjal</i></p> 	<p>PM 1213 F1</p> 
<p>PM 1223 F1</p> 	<p>PM 1232 F1</p> 	<p>PM 1245 PM1250 F1/F2</p> 
<p>PM 1270S PM 1275 PM 1290 F1/F2</p> 	<p>PM 12120 F1/F2</p> 	<p>PM 12170 PM 12180 PM 12220 T1/B1/B2</p> 
<p>PM 12280 T3/B3</p> 	<p>PM 12330 T11/B4</p> 	<p>PM 12400 PM 12450 T11/B4</p> 
<p>PM 12550 T11/B4</p> 	<p>PM 12650 T12/B5</p> 	<p>PM 12800 T13/B5</p> 
<p>PM 12900 T13/B5</p> 	<p>PM 121000 T13/B5</p> 	<p>PM 121200 T14/B5</p> 
<p>PM 121500 T15/B5</p> 	<p>PM 122000 T16/B5</p> 	<p>PM 122300 B5</p> 

Złącza typu "wsuwkowego"



Złącza typu "gwintowany słupek"



Złącza typu "flaga"

